










Route	Previous Index (2026-05-22)	Current Index (2026-05-29)	Weekly Growth(%)	
Composite Index	1670.26	1935.93	15.91%	
Europe	1329.50	1796.08	35.09%	
W. Mediterranean	1924.37	2284.48	18.71%	
E. Mediterranean	1514.84	1854.08	22.39%	
Black Sea	1594.90	1875.30	17.58%	
Red Sea	3272.36	3557.43	8.71%	
W. Africa	1297.13	1415.99	9.16%	
E. Africa	1458.48	1611.97	10.52%	
S. Africa	1616.44	1694.72	4.84%	
N. Africa	1579.94	1857.48	17.57%	
W. America	1936.76	2314.06	19.48%	
E. America	1551.87	1725.14	11.17%	
W. South America	1726.90	1920.53	11.21%	
E. South America	2754.64	3293.14	19.55%	
Middle East	3943.74	4089.10	3.69%	
India& Pakistan	2601.83	3217.34	23.66%	
Thailand& Vietnam	1422.51	1412.49	-0.70%	
Singapore& Malaysia	1760.72	1790.97	1.72%	
Philippines	83.63	83.63	0.00%	
Australia& New Zealand	2221.65	2457.77	10.63%	
W. Japan	313.24	305.56	-2.45%	
E. Japan	207.58	207.58	0.00%	